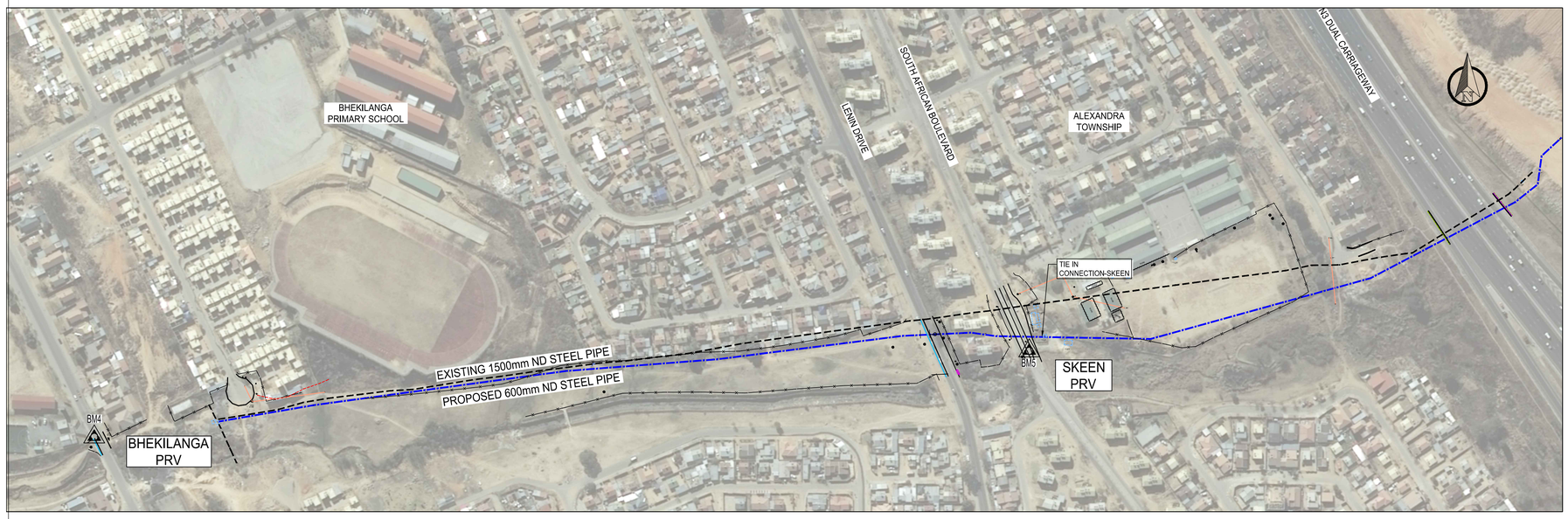

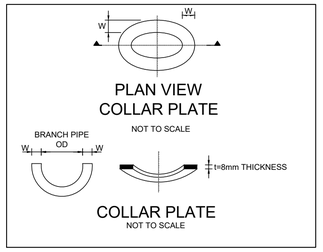

GENERAL NOTES:

1. ALL FITTINGS SHALL BE LINED WITH 600 MICRONS FUSION BONDED EPOXY (SANS 1217 TYPE 2A) INTERNALLY AND EXTERNALLY. THE INTERNAL LINING SHALL BE SUITABLE FOR POTABLE WATER. DATA SHEETS FOR THE COATING SHALL BE FURNISHED TO THE EMPLOYER`S AGENT FOR APPROVAL.
2. ALL FLANGES TO BE DRILLED TO TABLE 2500/3 OF SANS 1123
3. FITTINGS ARE SUBJECT TO CHANGE UPON CONFIRMATION OF EXISTING PIPE MATERIALS
4. CONTRACTOR TO CONFIRM LOCATION OF ALL SERVICES AND DIMENSIONS OF FITTINGS PRIOR TO COMMENCEMENT OF FABRICATION OF PIPE FITTINGS. FINAL LEVELS TO BE CONFIRMED ON SITE PRIOR TO CONSTRUCTION
5. ALL BURIED PIPE FITTINGS AND FLANGED CONNECTIONS SHALL BE WRAPPED WITH PETROLATUM MASTIC AND PVC WRAPPING.
6. ALL PIPE FITTINGS SHALL BE TESTED AND INSPECTED IN LINE WITH THE PROJECT SPECIFICATIONS AND SANS 1200 L
7. A QUALITY CONTROL PLAN FOR THE COMPLETE MANUFACTURING PROCESS OF THE PIPE FITTINGS SHALL BE SUBMITTED TO THE EMPLOYER`S AGENT FOR APPROVAL BEFORE MANUFACTURING COMMENCES.
8. ALL DIMENSIONS SHOWN ARE IN MILLIMETRES UNLESS OTHERWISE STATED.
9. DRAWINGS MUST NOT BE SCALED
10. THIS DRAWING TO BE READ IN CONJUCTION WITH THE GENERAL NOTES DRAWINGS AND ALL PROJECT SPECIFICATIONS.
11. ACCORDING TO THE COPYRIGHT ACT (ACT NO. 98 OF 1978) NO PART OF THIS DOCUMENT MAY BE REPRODUCED, STORED IN A RETRIEVAL SYSTEM OR TRANSMITTED IN ANY FORM OR BY ANY MEANS WHATSOEVER INCLUDING MECHANICAL, ELECTRONIC, PHOTOCOPYING, MICROFILMING OR ANY OTHER SYSTEM OF INFORMATION STORAGE WITHOUT WRITTEN PERMISSION OF JOHANNESBURG WATER.
12. SW = SITE WELD

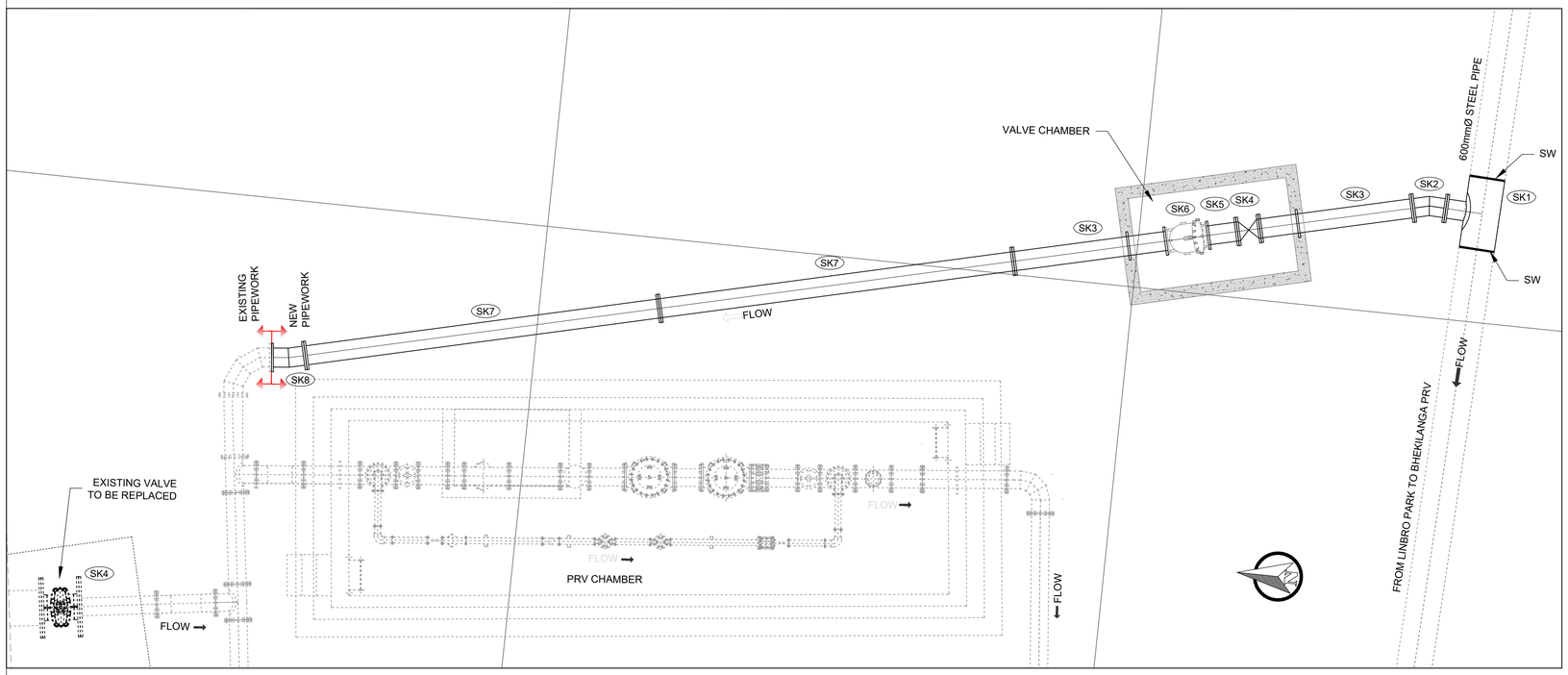

TIE-IN CONNECTION - SKEEN

PIPE SCHEDULE

ITEM	DESCRIPTION	QTY	WALL THICKNESS (mm)	MARERIAL	PRESSURE RATING (kPa)	PIPE DIMENSIONS
SK1	UNEQUAL TEE PLAIN ENDED 610mm OD MAIN BARREL BEVELLED FOR SITE WELDING WITH A CENTRAL 323.9mm OD FLANGED BRANCH. FLANGE TO FLANGE – 1220mm, CL TO FLANGE – 610mm, COLLAR PLATE W = 162.5 mm THICKNESS T = 8 mm	1	8	API 5L GRADEX42 STEEL	2500	1220; 610 CL; 323.9 OD
SK2	323.9 mm OD TWO SEGMENTED ± 16° MITRE BEND, FLANGED BOTH ENDS. CENTRE TO FLANGE - 250 mm **MITRES TO BE CONFIRMED ON SITE TO ALIGN WITH EXISTING PIPEWORK.**	2	8	API 5L GRADEX42 STEEL	2500	250; 323.9
SK3	323.9 mm OD 1970 mm LONG PIPE WITH ANCHOR FLANGE TO MATCH OD OF PIPE FLANGED BOTH ENDS. DISTANCE OF ANCHOR FLANGE TO ONE END - 650 mm	2	8	API 5L GRADEX42 STEEL	2500	650; 1970; 323.9 OD
SK4	300 mm ND WEDGE-TYPE GATE VALVE FOR VERTICAL FOR VERTICAL OPERATION, NON-RISING SPINDLE DOUBLE MACHINED FLANGED (FLAT FACE FULLY MACHINED) MANUALLY OPERATED WITH MULTI-STAGE OPEN SPUR GEARED DRIVES WITH THE RATIO OF THE GEAR DRIVES BEING 4:1 OR SIMILAR APPROVED	2		SPHEROIDAL GRAPHITE GRADE 42	2500	380; 300 ND
SK5	323.9 mm OD 510 mm LONG DISTANCE PIECE ONE END FLANGED AND LOOSE FLANGE TO BE FITTED ON SITE. THE PLAIN END TO BE BEVELLED FOR SITE WELDING AND LOOSE FLANGE TO SUIT. **FINAL MEASUREMENT TO BE TAKEN ON SITE**	1	8	API 5L GRADEX42 STEEL	2500	510; 323.9 OD
SK6	300 mm NON-RETURN VALVE	1	8	SPHEROIDAL GRAPHITE GRADE 42	2500	700; 300 ND
SK7	323.9 mm OD 6000 mm LONG PIPE FLANGED BOTH ENDS.	2	8	API 5L GRADEX42 STEEL	2500	6000; 323.9 OD
SK8	323.9 mm OD TWO SEGMENTED ± 8° MITRE BEND, FLANGED BOTH ENDS. CENTRE TO FLANGE - 250 mm **MITRES TO BE CONFIRMED ON SITE TO ALIGN WITH EXISTING PIPEWORK AND FINAL LENGTH TO BE TAKEN ON SITE**	1	8	API 5L GRADEX42 STEEL	2500	323.9 OD

ISSUED FOR TENDER

CONSULTING ENGINEERS
LIDWALA CONSULTING ENGINEERS (SA) (PTY)LTD rf
Tel: 0861 LIDWALA / 0861 543 9252
Int: +27 11 793 5480
Postnet Suite # 328
Private Bag X21
BRYANSTON, 2021
Corner Main Office Park,
Block B, 1st Floor, Unit 8
2 Payne Road Bryanston, 2191
Email: info@lidwala.com
Web: www.lidwala.com
Offices Botswana, Mozambique, Namibia, South Africa,Tanzania, Zambia, Zimbabwe
Lidwala

CLIENT
JOHANNESBURG WATER
1 MAIN STREET
SWISS HOUSE

DESIGNED	M.MURIGO	AUGUST 2022
DRAWN	G.MALINOWSKI	AUGUST 2022
CHECKED	M.MURIGO	AUGUST 2022
APPROVED BY:	SIGNATURE T.KLEYNHANS	DATE AUGUST 2022
ECSA REG. No.	20110139	
CHECKED BY:		
	SIGNATURE	DATE

Johannesburg Water

17 HARRISON STREET
MARSHALLTOWN
2107

TEL: (011) 688-1400

FAX: (011) 688-1529

Joburg

REPLACEMENT OF JOHANNESBURG WATER 600mm DIA STEEL PIPELINE FROM LINBRO PARK RESERVOIR TO SKEEN PRV STATION TO ALEXANDRA

TIE-IN CONNECTION DETAILS - SKEEN

SURVEY INFORMATION		APPROVAL BY JW DEPOT		
PROJECT SURVEYOR:		CHECKED		
		APPROVED BY:		
DATE:			SIGNATURE	DATE
CCTV INFORMATION		APPROVAL BY JW PLANNING		
CCTV COMPANY:		CHECKED		
		APPROVED BY:		
DATE:			SIGNATURE	DATE

SCALE

REV:	DESCRIPTION	DATE:
A	ISSUED FOR TENDER PURPOSES ONLY	AUGUST 2022

DRAWING No.JW14090R-AL-DET08-W

JW14090R-AL — PROJECT No.
DET 08 — DRAWING No.
A — REV.
A1 — ORIGINAL PAGE SIZE
SHEET 1 OF 1
FILE No.

PRINT DATE: 19.08.2022